



Big stories, fewer barriers.



Symbolised

Little  
Cheries

Dizzy Tries Again

Teaching and Learning Resources

## About This Resource

*This resource can be used by parents, teachers, carers and young readers.*

*It is designed to provide fun, engaging and creative ideas to explore Dizzy Tries Again.*

*The resources are suitable to use in and out of the classroom, allowing young readers to get even more out of the book!*

## Summary

*Dizzy lives in Happy Hills Orchard and loves to talk. Dizzy wants to learn to ride a bike but finds it tricky. Dizzy tells their teacher that their friend Square can do everything right the first time. But after being reminded, Dizzy learnt that everybody can do different things. They keep trying and then Dizzy learns how to ride their bike and shows everybody their new tricks.*


## Happy Hills Orchard


Happy Hills Orchard is a happy little orchard where the little cherries live, learn and have fun! There are lots of little cherries in the orchard and each little cherry is different. Find out about all the little cherries in each book.

## But What Is an Orchard?

An orchard is an area of land where fruit trees are grown. The Happy Hills Orchard grows cherry trees but an orchard can grow lots of different fruit trees. Fruit trees can also grow in a garden, a park or woodlands. But it is only an orchard when there are lots of fruit trees growing together.

**Activity:** Every apple looks different; some are red and some are green. Create a repeating pattern with red and green apples. You could cut and stick apples, use paint and print the pattern or use real apples.





**This is Dizzy. They are the main character in Dizzy Tries Again.**

- Dizzy is a purple cherry with a curly green stalk. They look a bit confused.
- Dizzy wants to learn to ride a bike but gets upset when it doesn't happen straight away.
- Dizzy thinks that they are the only cherry that finds new things tricky.
- Dizzy learns that everybody learns differently, sometimes slow and sometimes quick.
- Dizzy gets to share their new skill with their cherry friends.

## Activity 1: We Are All Amazing

Dizzy learns that everybody is good at something different. Think about what you are good at.

Take a photo of each reader doing something they are great at.

Create a display with everybody's achievements and praise each person for what they are good at. This could be delivered as a mini celebration ceremony with each reader receiving an award for their skill.



## Activity 2: Get Back Up Again

Dizzy finds riding a bike tricky but keeps trying again and again. Even when Dizzy fell down, they got back up and tried again.


### Cherry Bowling

Decorate some empty bottles with pictures of the characters from the story. Then play a game of bowling with your cherry bottles.


How many cherries fall over? Count how many fall each time.

Think about how the cherries get back up again after falling down each time.


Keep trying and see if you can improve your score.



**Dizzy**



**Square**



**Teacher  
Bakewell**



**Zen**



**Ant**



**Splat**


## Activity 3: Cherry Races

Dizzy keeps trying and does not give up.

Each reader needs a long strip of toilet roll in front of them on a table. Put a cherry on the end of the toilet roll furthest away from the reader.

Set a timer and see how fast each reader can move the toilet paper towards them using two fingers only and get their cherry. If the toilet paper rips, don't give up just try again!

This activity will support fine motor skills and finger strengthening, as well as being very fun!



## Activity 4: Dizzy's Brilliant Bike

Dizzy isn't happy when they cannot ride their bike straight away.


Everybody can get upset or frustrated when they try hard, and they cannot do what they are trying to.

Create a bike picture with moving bike wheels using a split pin.

Think about what we can do when things are tricky. Create an 'it is okay' wheel of things to help when things get tricky.

Think about breathing to stay calm, who you can ask for help and what you could do to stay positive.


Add your ideas to a bike wheel by drawing, sticking photos or writing words to help remind you how to keep trying when things get tricky.




- What did Dizzy want to learn to do?
- Who did Dizzy say could always do everything the first time they tried?
- What happened when Dizzy rode their bike over the stone?
- What did Dizzy teach the other cherries?
- What did Dizzy learn in the end?

## Extra Fun Challenges!


- Make your own finger puppets to retell the story.
- After your achievement awards throw a celebration party! How many cherry-themed party snacks can you make?
- Throw a cherry sports day. All readers can try their best at each activity and enjoy cheering each other on, just like the cherries cheered on Dizzy when they jumped over the stone.



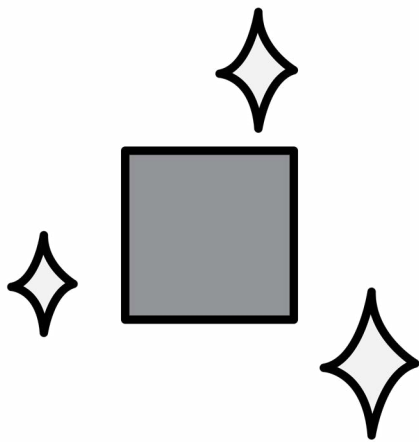




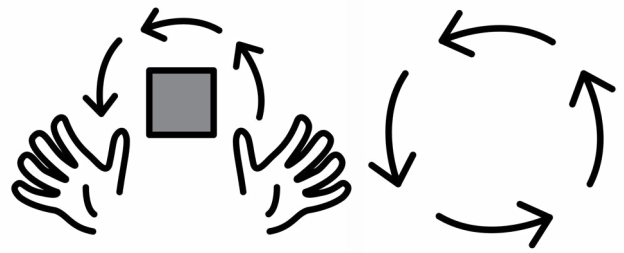
Bicycle



Learn



New



Try again



Big stories, fewer barriers.



*This Teaching and Learning Resource has been written by  
Katie Corrigan as part of Every Cherry Publishing.*

*For more resources like this one, please visit:  
<https://www.everycherry.com/resources>*

