



Big stories, fewer barriers.



Symbolised

Little
Cheries

Dot Finds a Friend

Teaching and Learning Resources

About this Resource

This resource can be used by parents, teachers, carers and young readers.

It is designed to provide fun, engaging and creative ideas to explore Dot Finds a Friend.

The resources are suitable to use in and out of the classroom, allowing young readers to get even more out of the book!

Summary

Dot lives in Happy Hills Orchard. It is Dot's first day at school and they haven't made any friends yet. Lots of little cherries try to play with Dot, but Dot is shy and doesn't like the games that they're playing. Then along comes Ant, who wants to sit and read with Dot which is perfect. Dot has made a new friend and they didn't have to change to make new friends. Dot learns that being quiet is okay.


Happy Hills Orchard


Happy Hills Orchard is a happy little orchard where the little cherries live, learn and have fun! There are lots of little cherries in the orchard and each little cherry is different. Find out about all the little cherries in each book.

But What is an Orchard?

An Orchard is an area of land where fruit trees are grown. The Happy Hills Orchard grows cherry trees but an orchard can grow lots of different fruit trees. Fruit trees can also grow in a garden, a park or woodlands. But it is only an orchard when there are lots of fruit trees growing together.

Activity: Can you go on a walk and look for fruit trees? They may be part of an orchard or they may just be single fruit trees. Take your own photos of the trees on your walk. When you get back print off the pictures and cut out the trees. Using all your photos stick them together on a big sheet of paper to create your own orchard picture.





This is Dot. They are the main character in *Dot Finds a Friend*.

- Dot is a red cherry with a straight green stalk and green glasses to help them see.
- Dot is a quiet cherry who is very shy. This means they find it tricky when making new friends. When they try new activities, they get a little nervous.
- Dot is invited to play with lots of different cherries, but their games are too noisy and too busy for Dot.
- Dot makes friends with Ant, who likes to sit and read with Dot and that is perfect.
- Dot knows that it is okay to be quiet and a bit shy, because you can still make friends who like to do the same games and activities as you.


Activity 1: Booktastic

Dot enjoys reading books. Do you enjoy reading books?

Think of your favourite story and why you like it.

Can you draw or paint a picture of your favourite book. You could do this every time you read a new book you like and create a file of your favourite books to read.

Remember that it's great to tell a friend about a story you like as they might enjoy it too!



Activity 2: Super Friend

We can all be super friends even though we are all different. Think about what makes you a super friend. Can you draw a picture of yourself and then add labels about why you are a super friend?

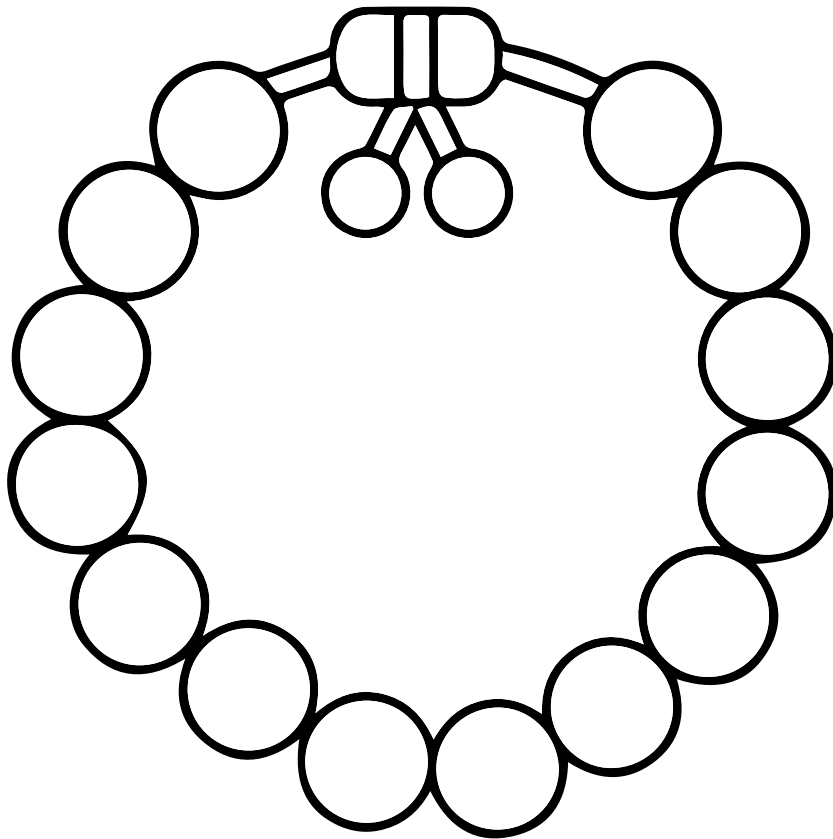
You could even do a drawing of your own friend and tell them why they are super too!



Activity 3: Friendship Bracelets

Friendship bracelets are a fun gift to make for a friend and you could even have a matching one. You could make some for your family too. It might be nice to ask your friends what their favourite colours are to add into the bracelet. You never know, they might have the same favourite colours as you! Threading your beads and creating repeating patterns could make your bracelet look fun, you could even add names or phrases with letter beads.

Have fun and be creative. If you get the bracelet-making bug you could make more and sell them to raise money for a local charity. It is great to be able to help others.



Activity 4: Making Friends





It can be tricky to talk to new people and make friends. But the more you do it, the easier it might get.

Practise asking questions to family or people who you are already friends with and see what answers they give.

You could ask some of the questions below or think of your own questions:

- What is your favourite food?
- Can you ride a bike?
- What is your favourite song?
- Do you like jumping in puddles when it rains?


Add your own question ideas to the cherries below:




- Why did Dot find it tricky on their first day at school?
- What activity was too noisy for Dot?
- Why did Dot like making friends with Ant?
- Have you ever felt shy before? What did you do to help how you felt?
- What did Dot learn at the end of the story which is important to remember?


Extra Fun Challenges!

- Make your own finger puppets to retell the story.
- Take some photos of all the activities you love to do. Then, when you try a new activity and enjoy it you can add it to your photo list.

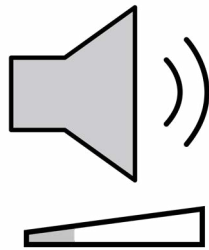




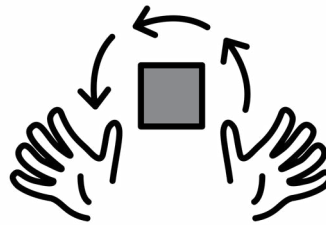
Noisy



Messy




Quiet



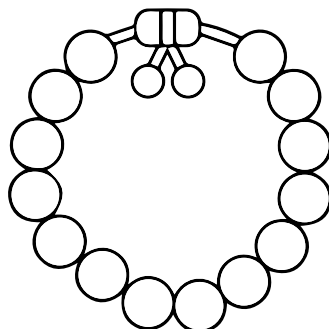
Busy



Shy



Friend



Bracelet



Big stories, fewer barriers.



*This Teaching and Learning Resource has been written by
Katie Corrigan as part of Every Cherry Publishing.*

*For more resources like this one, please visit:
<https://www.everycherry.com/resources>*

