




Big stories, fewer barriers.



Symbolised

Little  
Cheries

**Square Makes a Mess**

Teaching and Learning Resources

## About This Resource

*This resource can be used by parents, teachers, carers and young readers.*

*It is designed to provide fun, engaging and creative ideas to explore Square Makes a Mess.*

*The resources are suitable to use in and out of the classroom, allowing young readers to get even more out of the book!*

## Summary

*Square lives in Happy Hills Orchard. Square likes everything to be neat and tidy.*

*Square is nearly finished making a rocket for the science experiment when Dizzy bumps into the table. The rocket falls onto the floor and parts of it break off. Square is upset that it is not perfect, but the other cherries come to help.*

*After working together, they fix the rocket. Even though it is not perfect, the cherries decide it is beautiful and should be entered into the art competition. It wins! Square learns things are still beautiful if they are not perfect.*

## Happy Hills Orchard


Happy Hills Orchard is a happy little orchard where the little cherries live, learn and have fun! There are lots of little cherries in the orchard and each little cherry is different. Find out about all the little cherries in each book.

## But What Is an Orchard?

An orchard is an area of land where fruit trees are grown. The Happy Hills Orchard grows cherry trees but an orchard can grow lots of different fruit trees. Fruit trees can also grow in a garden, a park or woodlands. But it is only an orchard when there are lots of fruit trees growing together.

**Activity:** Prepare cherries using a red paper plate or laminated cherry pictures. Then use a hole punch to add holes in the cherry. The reader should then practice threading in and out of the holes in the cherry. This activity builds on fine motor skills.





***This is Square. They are the main character in Square Makes a Mess.***

- *Square is a dark purple cherry with a straight green stalk.*
- *Square has square shaped pink glasses to help them see clearly.*
- *Square likes everything to be perfect.*
- *When Square's rocket gets broken, the cherries help to fix it but it is not perfect.*
- *Square learns that everything can be beautiful and it does not have to be perfect all the time.*


## Activity 1: Cherry Rocket

Square was making a rocket for the science competition.

Design and make your own rocket. Could your rocket be cherry-themed?

Draw your design below before using recycling boxes and plastic bottles to make it.

### My Super Cherry Rocket



## Activity 2: Wreck It Art!

Square learns that things can be beautiful even when they are not perfect.

Create your own piece of cherry artwork. This could be characters from Happy Hills Orchard, or a cherry orchard scene.







Once your artwork is complete it is time to add the paint. Using a paint brush, splatter paint across your artwork. It may not look perfect anymore, but your artwork will still look beautiful! You may even choose to scrunch up your paper then unfold it and see how the crinkles add to your art.



## Activity 3: Nobody Is Perfect

*Square learns that everything can be beautiful and it does not have to be perfect. Nobody is perfect and everybody finds something tricky, but we are all beautiful.*

*Draw or write inside a love heart about why your friend is beautiful. Think about what they do that makes them kind or what they are good at. When you have done your drawing, spread the love and pass around your hearts to make somebody smile.*



## Activity 4: You Are Beautiful!


*You are beautiful!*

*Create a portrait of yourself by drawing, colouring or painting. Underneath it, add a sentence, words or symbols to describe why you are amazing!*

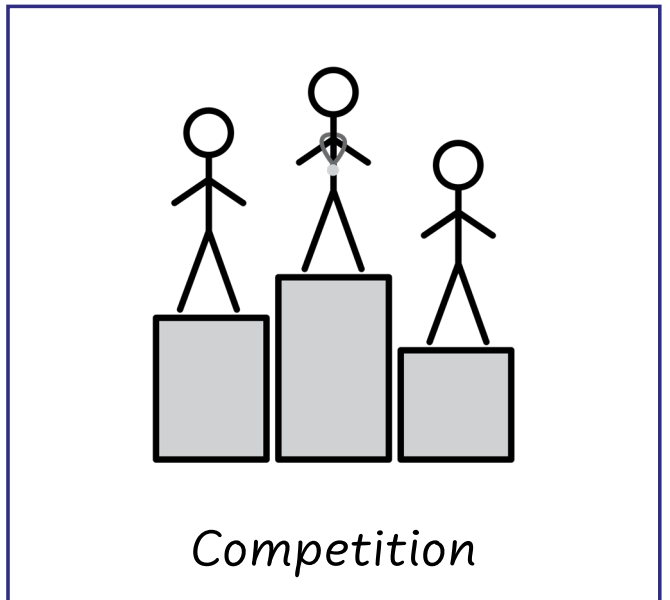
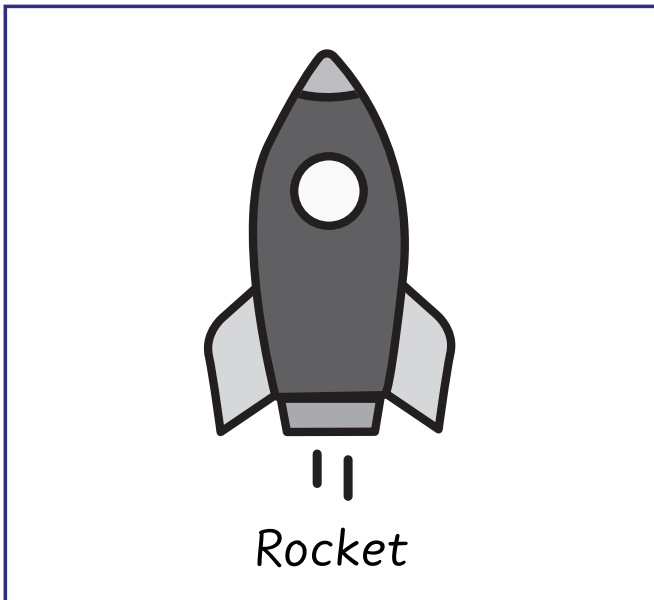

- What happened to Square's rocket?
- How did this make Square feel?
- How did the cherries help Square?
- What competition did Square win?
- What lesson did Square learn?

## Extra Fun Challenges!

- Make your own finger puppets to retell the story
- Organise your own art competition. Everybody could enter a cherry-themed piece of artwork into the competition and you could hold a viewing gallery with visitors invited to look at all the entries.









Big stories, fewer barriers.



*This Teaching and Learning Resource has been written by  
Katie Corrigan as part of Every Cherry Publishing.*

*For more resources like this one, please visit:  
<https://www.everycherry.com/resources>*

