



Big stories, fewer barriers.



Symbolised

Little
Cherries

Bing Listens and Learns

Teaching and Learning Resources

About This Resource

This resource can be used by parents, teachers, carers and young readers. It is designed to provide fun, engaging and creative ideas to explore *Bing Listens and Learns*. The resources are suitable to use in and out of the classroom, allowing young readers to get even more out of the book!

Summary

Bing lives in Happy Hills Orchard. Bing thinks they know everything and likes to answer questions quickly in class. Even when the teacher tells Bing to let other cherries answer the questions, they get fed up with waiting and shout out the answer. But one day, Bing gets an answer wrong and realises that they do not know everything. Bing learns that listening to the other cherries can teach them new things and that learning new things is fun!

Happy Hills Orchard


Happy Hills Orchard is a happy little orchard where the little cherries live, learn and have fun! There are lots of little cherries in the orchard and each little cherry is different. Find out about all the little cherries in each book.

But What Is an Orchard?

An orchard is an area of land where fruit trees are grown. The Happy Hills Orchard grows cherry trees but an orchard can grow lots of different fruit trees. Fruit trees can also grow in a garden, a park or woodlands. But it is only an orchard when there are lots of fruit trees growing together.

Activity: Create a cherry maze. Use a large cardboard box and stick in card to create a maze. In the middle put a cherry tree. Using a small marble or red pom ball as a cherry, try and get your cherry to the tree in the middle by tilting the maze box.





This is Bing. They are the main character in Bing Listens and Learns.

- Bing is a purple cherry with a green stalk. The end of their green stalk has a green leaf.
- Bing likes to answer everything and thinks they know everything.
- Bing gets told not to shout the answer anymore by Teacher Bakewell, but they don't listen and keep shouting out.
- Bing is upset one day when they get an answer wrong.
- Bing learns that they don't know everything and that they can learn new things from the other cherries.


Activity 1: Everybody Gets to Talk

Bing shouts the answer before giving the other cherries a chance to talk. It is better to take turns and listen to what others have to say.

Each reader should decorate a lollipop stick with their name and any other crafty pieces you like, such as stickers, felt pens, paint etc.

These lollipop sticks can then go in the 'answers jar' and be used to decide who is going to answer a question in class when it is asked.

You can also adapt this at home and use the jar as a 'chatty jar' to decide who is going to tell a story about their day first around the dinner table.



Activity 2: I Can Teach You Too

Bing finds out that they can learn things from the other cherries. Everybody is good at something, and it is great to show each other what we can do.





You can write, draw a picture or talk about what you are good at. Then take it in turns to show your friends your excellent work.



Activity 3: I Can't Do It Yet!

Bing is upset when they get an answer wrong but then learns that it is ok. We all make mistakes and are still learning.

In the cherries below write or draw 4 things you would love to learn to do.



Activity 4: How Would You Feel?

Bing keeps answering all the questions in class and doesn't give the other cherries a turn. How would you feel if you never got the chance to answer a question?


Write or say words to describe how you feel. Take photos of your face showing expressions for your emotions. Paint pictures of how it would make you feel.

- Why did Bing keep answering the questions?
- What did Teacher Bakewell say to Bing?
- What did Bing get wrong?
- Who answered correctly?
- What did Bing learn?

Extra Fun Challenges!

- Make your own finger puppets to retell the story
- Explore colour mixing with paint. What colours can you make and create a big picture with?

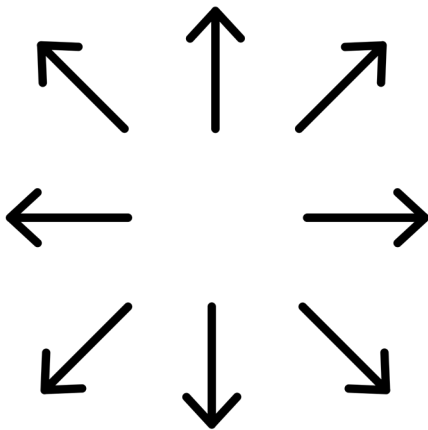





Answer




Listen



Everything



Learn



Feel



Big stories, fewer barriers.



*This Teaching and Learning Resource has been written by
Katie Corrigan as part of Every Cherry Publishing.*

*For more resources like this one, please visit:
<https://www.everycherry.com/resources>*

